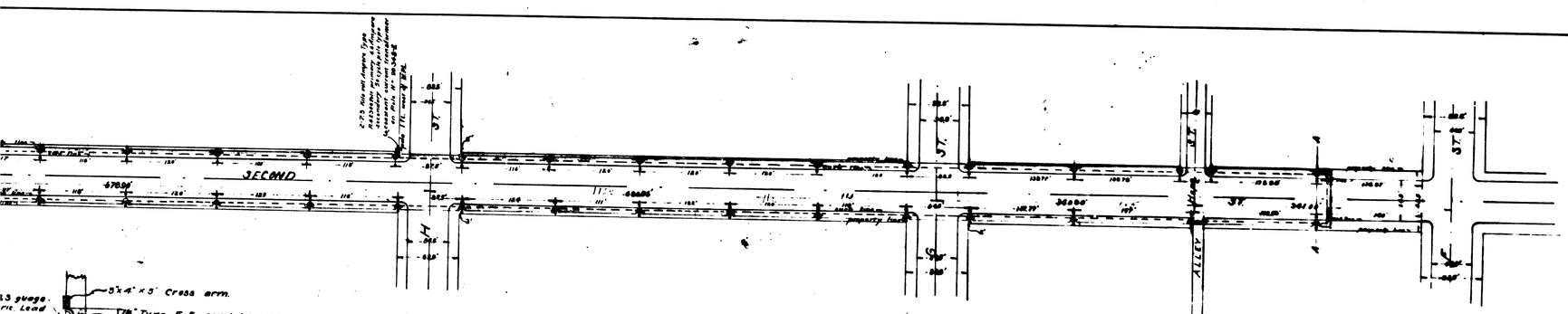

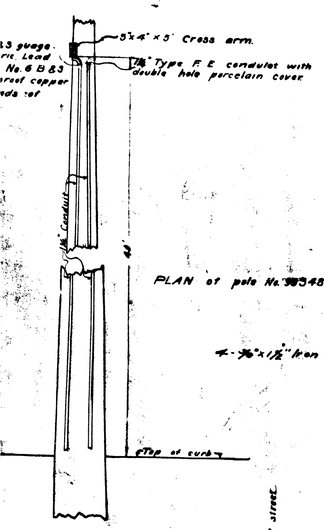

PLAN of pole No. 30348-E

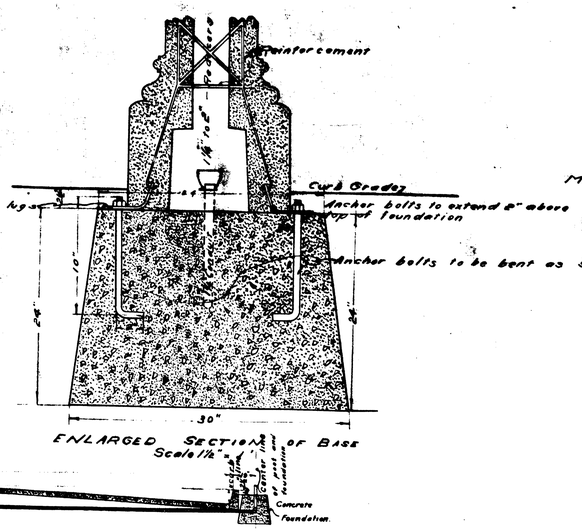

ENLARGED SECTION OF BASE
Scale 1½" = 1'

SECTION A-A
Scale: 1" = 8'

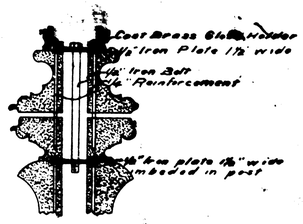

METHOD OF SECURING CROSS ARMS TO STANDARD

PLAN No. 66.8

SECOND ST ORNAMENTAL LIGHTS

BETWEEN R STREET AND I STREET IN THE CITY OF SAN BERNARDINO

June 2, 1924

C.E. Johnson
City Engineer

Scale 1" = 80'

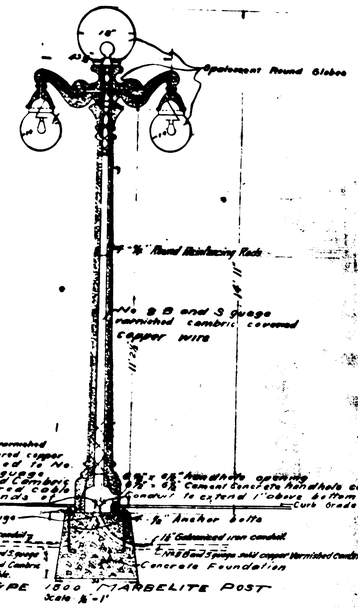

TYPE 1000 TARBELITE POST
Scale ½" = 1'

Arrangement of Reinforcement

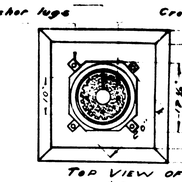

TOP VIEW OF FOUNDATION and BASE OF STANDARD

LEGEND

"or in" means inch or inches
"ft" or "'" means foot or feet
"N" means North
"St" means street
Type 1000 Tarbelite Post to be constructed shown thus
Wiring plan Ter. lights shown thus
Wiring plan side lights shown thus
Concrete in section shown thus
1½" Galvanized Iron Conduit to be constructed shown thus
Center line of streets shown thus